

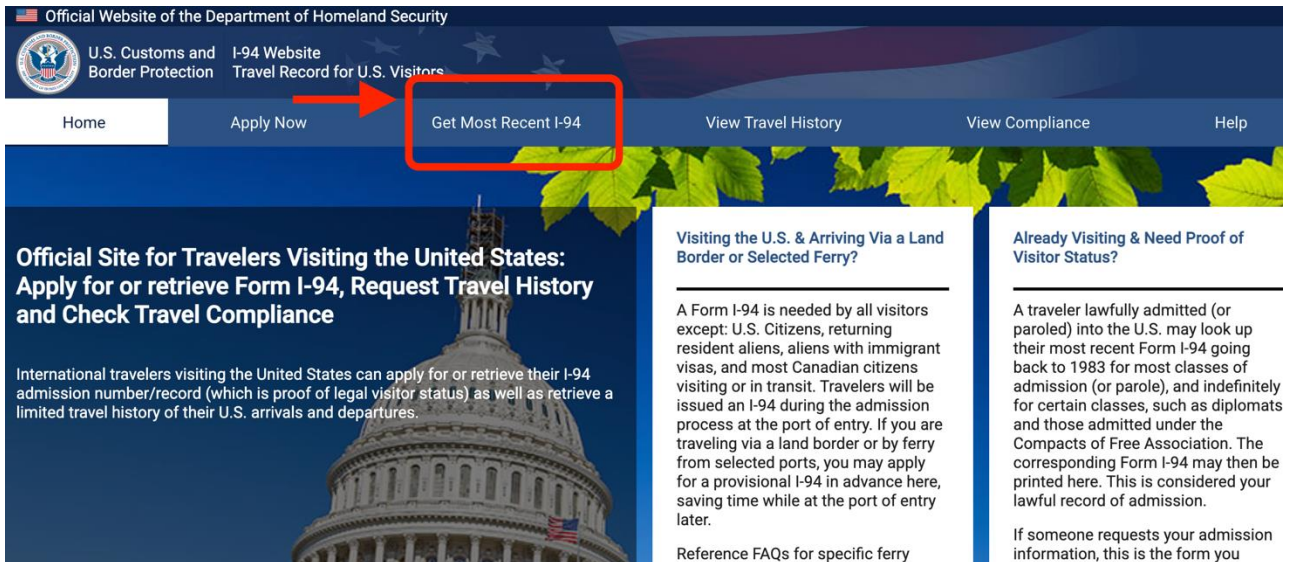
Dear New International Student,

Welcome to Stanford! We are thrilled to have you join our community.

Before your journey officially begins, we want to remind you of a few important steps you must complete to maintain your legal F-1 student status.

Please follow the instructions below to complete your check-in:

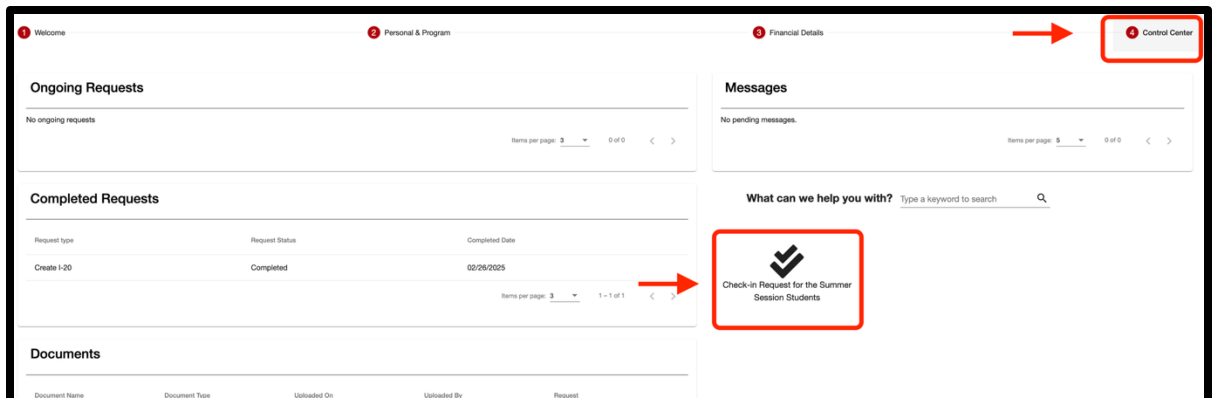
1. Retrieve [your most recent I-94 record](#) : Visit U.S. Customs and Border Protection I-94 Website and download your most recent I-94.



2. Log in to Bechtel Connect: Access the portal at [Bechtel Connect](#).

Click on the "Control Center" tab (Tab #4).

Select "Check-in Request for the Summer Session Students."

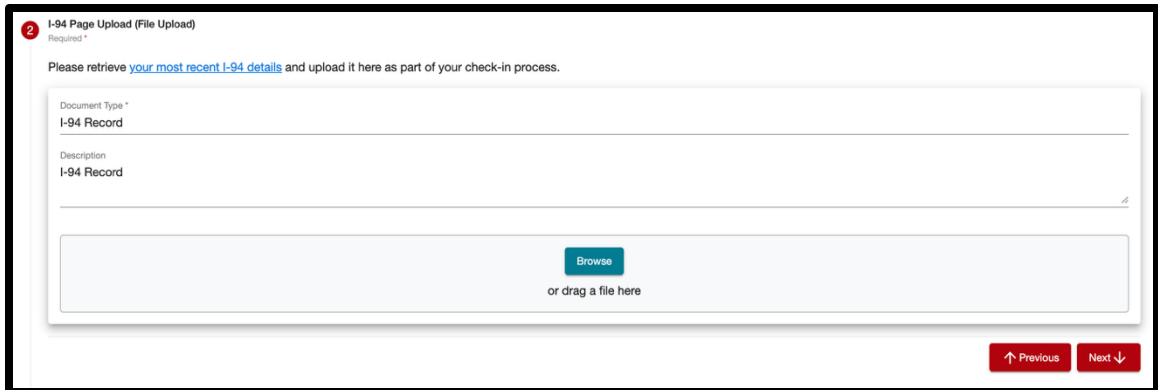


3. Complete the Check-In Form

Arrival Date: Indicate the date you arrived on campus (select from the calendar).



I-94 Upload: Upload your most recent I-94 document. Please retrieve your [most recent I-94 details](#) and upload it here as part of your check-in process.



Class of Admission: Confirm the immigration status listed on your I-94. It must state **F-1**.

If it shows a different status, **please contact our office immediately** by emailing internationalstudents@stanford.edu or visiting us at **584 Capistrano Way, Stanford, CA 94305**.

Admission (I-94) Record Number: Enter the admission number shown on your I-94.



4. Submit the Form: Click the **"Submit"** button at the bottom of the page once all fields are complete.

1

When did you arrive on campus (Questionnaire)

Required *

2

I-94 Page Upload (File Upload)

Required *

3

I-94 Information (Questionnaire)

Required *

Please check your I-94 and answer for the following questions

Class of Admission - what status did you come to the U.S. (Please check your I-94 information and answer for the question) *

Admission(I-94) Record Number *

Enter comments to display to the student

4000 characters left

Previous

Submit

Save as Draft